


[DONATE](#) [HELP](#) [CONTACT AHA](#) [SIGN IN](#) [HOME](#)



# Circulation

Search:

Go

[Advanced Search](#)

[Circulation Home](#) ▪ [Subscriptions](#) ▪ [Archives](#) ▪ [Feedback](#) ▪ [Authors](#) ▪ [Help](#) ▪ [AHA Journals Home](#)

Circulation.  
1996;94:2850-2855

[« Previous Article](#) | [Table of Contents](#) | [Next Article »](#)

(Circulation. 1996;94:2850-2855.)  
© 1996 American **Heart** Association, Inc.

## Articles

# Impact of Reduced **Heart Rate Variability** on Risk for Cardiac Events

## The Framingham **Heart** Study

Hisako Tsuji, MD; Martin G. Larson, ScD;  
Ferdinand J. Venditti, Jr, MD; Emily S. Manders, BS;  
Jane C. Evans, MPH; Charles L. Feldman, ScD;  
Daniel Levy, MD

Kansai Medical University (H.T.), Osaka, Japan; Lahey Clinic Medical Center (F.J.V.), Burlington, Mass; Framingham **Heart** Study (H.T., M.G.L., E.S.M., J.C.E., D.L.), Framingham, Mass; National **Heart**, Lung, and Blood Institute (D.L.), Bethesda, Md; Brigham and Women's Hospital (C.L.F.), Boston, Mass; the Divisions of Cardiology and Clinical Epidemiology of Beth Israel Hospital (D.L.), Boston, Mass; and the Divisions of Epidemiology and Preventive Medicine of Boston University School of Medicine (D.L.), Boston, Mass.

Correspondence to Daniel Levy, MD, Framingham **Heart** Study, 5 Thurber St, Framingham, MA 01701.

## ► Abstract

*Background* Although **heart rate variability** (HRV) is altered in a variety of pathological conditions, the association of reduced HRV with risk for new cardiac events has not been studied in a large community-based population.

*Methods and Results* The first 2 hours of ambulatory ECG recordings obtained on

### This Article

- ▶ [Abstract](#) **FREE**
- ▶ [Alert me when this article is cited](#)
- ▶ [Alert me if a correction is posted](#)
- ▶ [Citation Map](#)

### Services

- ▶ [Email this article to a friend](#)
- ▶ [Similar articles in this journal](#)
- ▶ [Similar articles in PubMed](#)
- ▶ [Alert me to new issues of the journal](#)
- ▶ [Download to citation manager](#)
- ▶ [Request Permissions](#)

### Citing Articles

- ▶ [Citing Articles via HighWire](#)
- ▶ [Citing Articles via Google Scholar](#)

### Google Scholar

- ▶ [Articles by Tsuji, H.](#)
- ▶ [Articles by Levy, D.](#)
- ▶ [Search for Related Content](#)

### PubMed

- ▶ [PubMed Citation](#)
- ▶ [Articles by Tsuji, H.](#)
- ▶ [Articles by Levy, D.](#)

- ▲ [Top](#)
- [Abstract](#)
- ▼ [Introduction](#)
- ▼ [Methods](#)
- ▼ [Results](#)
- ▼ [Discussion](#)
- ▼ [References](#)

subjects of the Framingham **Heart** Study who were free of clinically apparent coronary **heart** disease or congestive **heart** failure were reprocessed to assess HRV. Five frequency-domain measures and three time-domain measures were obtained. The associations between HRV measures and the incidence of new cardiac events (angina pectoris, myocardial infarction, coronary **heart** disease death, or congestive **heart** failure) were assessed with proportional hazards regression analyses. There were 2501 eligible subjects with a mean age of 53 years. During a mean follow-up of 3.5 years, cardiac events occurred in 58 subjects. After adjustment for age, sex, cigarette smoking, diabetes, left ventricular hypertrophy, and other relevant risk factors, all HRV measures except the ratio of low-frequency to high-frequency power were significantly associated with risk for a cardiac event ( $P=.0016$  to  $.0496$ ). A one-standard deviation decrement in the standard deviation of total normal RR intervals (natural log transformed) was associated with a hazard ratio of 1.47 for new cardiac events (95% confidence interval of 1.16 to 1.86).

*Conclusions* The estimation of HRV by ambulatory monitoring offers prognostic information beyond that provided by the evaluation of traditional cardiovascular disease risk factors.

**Key Words:** **heart rate** • electrocardiography • prognosis • epidemiology

## ► Introduction

**Heart rate variability**, or **heart** period **variability**, is a measure of the cyclic variations of beat-to-beat (RR) intervals that reflects cardiac autonomic function.<sup>1</sup>

**Heart rate variability** is influenced by various physiological and pathological conditions.<sup>2 3 4 5 6 7 8 9 10 11 12 13</sup> For several decades, obstetricians have recognized diminished beat-to-beat variation in fetal **heart rate** as an indicator of distress.<sup>14</sup> In

cardiology, prior studies have documented adverse prognostic implications of reduced **heart rate variability** in patients after myocardial infarction<sup>15 16 17</sup> and with other pathological conditions.<sup>18 19 20 21</sup> Recently, we reported<sup>22</sup> an association between reduced **heart rate variability** and risk for all-cause mortality in elderly original participants in the Framingham **Heart** Study. The relation of altered **heart rate variability** to risk for cardiac events has not been studied in the general population.

The present investigation was undertaken to examine the association of reduced **heart rate variability** with risk for cardiac events in a large population-based sample. Subjects in this study included elderly participants in the original Framingham **Heart** Study and younger participants in the Framingham Offspring Study. The study setting provides an opportunity to explore the prognostic implications of **heart rate variability** measures in a sample in which referral bias is inherently minimal.

## ► Methods

### Setting

The Framingham **Heart** Study began in 1948, enrolling 5209 residents of Framingham, Mass, who were between the ages of 28 and 62 years in a prospective epidemiological study. In 1971, 5124 subjects (offspring of the original cohort and

- ▲ [Top](#)
- ▲ [Abstract](#)
- [Introduction](#)
- ▼ [Methods](#)
- ▼ [Results](#)
- ▼ [Discussion](#)
- ▼ [References](#)

- ▲ [Top](#)
- ▲ [Abstract](#)
- ▲ [Introduction](#)
- [Methods](#)
- ▼ [Results](#)

spouses of these offspring) were entered into a second prospective study. Selection criteria and study design have been reported previously.<sup>23 24 25</sup> From 1983 to 1987, ambulatory ECG recordings were obtained routinely on original Framingham **Heart** Study subjects undergoing their 18th biennial examination and Framingham Offspring Study subjects attending their 3rd examination.

▼ [Discussion](#)  
▼ [References](#)

### Processing of Ambulatory Recordings

All ambulatory recordings included two channels of ECG information and were obtained on standard four-track cassette tapes with the use of either a Cardiodata PR2 or PR3 pace recorder (Cardiodata Corp). The tape speed was 1 mm/s, and one channel was used to record a 32-Hz crystal-controlled timing track. For **heart rate variability** analysis, tapes were played back at 120 times real time on a Cardiodata/Mortara Mk5 Holter analysis system (Mortara Instrument Co) that sampled each ECG channel at 180 samples/s. The playback incorporated a phase-locked loop that used the recorded timing track to compensate for errors in recorder speed control. Because clinic examinations typically lasted 2 to 3 hours, only the first 2 hours of data were analyzed for **heart rate variability** by use of recently described methods.<sup>22</sup> Briefly, the fast Fourier transform was calculated on 100-s blocks of RR interval data. The power density spectrum was estimated by taking the sum of the squares of the magnitude of the fast Fourier transform performed on all usable 100-s blocks.<sup>26</sup> The resulting 100-s power spectra were corrected for attenuation. We computed power spectral densities on all usable 100-s blocks and calculated five frequency-domain measures: (1) very-low-frequency power (0.01 to 0.04 Hz), (2) low-frequency power (0.04 to 0.15 Hz), (3) high-frequency power (0.15 to 0.40 Hz), (4) total power (0.01 to 0.40 Hz), and (5) the ratio of low-frequency to high-frequency power.<sup>3</sup> In addition, we computed three time-domain measures: (1) the SD of normal RR intervals (2-hour SDNN), (2) the percentage of differences between adjacent normal RR intervals exceeding 50 ms (pNN50), and (3) the square root of the mean of the squared differences between adjacent normal RR intervals (r-MSSD).

Normal QRS complexes and arrhythmias were diagnosed under constant visual monitoring. Supraventricular premature beats were differentiated from sinus arrhythmia on the basis of P-wave morphology and cyclic changes in RR intervals.

### Clinical Covariates

Risk factors possibly predisposing to coronary **heart** disease were recorded at each examination.<sup>23</sup> Additional variables that might be associated with autonomic function also were considered, including coffee and alcohol consumption.

Systolic and diastolic blood pressures were measured twice on seated subjects by the examining physician using a mercury column sphygmomanometer positioned near eye level. The averages of repeated measures were used for analysis. Diabetes was defined, with the use of current and historical data, as a nonfasting blood glucose level  $\geq 200$  mg/dL ( $\geq 11.10$  mmol/L) or the use of insulin or an oral hypoglycemic agent. The diagnosis of left ventricular hypertrophy on the 12-lead ECG was made on the basis of fulfillment of at least one of the following voltage criteria with associated ST-T repolarization abnormalities: R wave  $> 1.1$  mV in aVL, R wave  $\geq 2.5$  mV in left precordial leads, S wave  $\geq 2.5$  mV in right precordium, sum of precordial SV<sub>1</sub> or SV<sub>2</sub> plus RV<sub>5</sub> or RV<sub>6</sub>  $\geq 3.5$  mV, or sum of limb lead RI plus SIII  $\geq 2.5$  mV. Current cigarette smoking status and use of cardioactive medications were recorded. For

Offspring Study subjects, total and HDL cholesterol data were obtained at the index examination. Because total and HDL cholesterol data were not obtained at the 18th biennial examination of the original cohort subjects, levels obtained at a prior examination cycle 6 years earlier were used. Mean **heart rate** was calculated from the same ambulatory monitoring recording processed for the analysis of **heart rate variability**. The number of ventricular premature beats per hour was analyzed as a continuous variable, but supraventricular premature beats were categorized into three groups as follows: <120 per hour, 120 to 240 per hour, and >240 per hour. Average reported alcohol consumption was converted to ounces of alcohol per week on the basis of a published algorithm.<sup>27</sup>

### Sample Selection

At baseline, all study subjects had to be free of clinically apparent coronary **heart** disease and congestive **heart** failure by history and clinical examination. We required that they have  $\geq 60$  minutes of analyzable data<sup>16 17</sup> on the ambulatory recording, at least 50% time processed, and premature beats <10% of total beats.<sup>28</sup> Subjects were excluded if they had no follow-up contact after the index examination.

### Outcome Events

At each follow-up examination, interim cardiovascular events were assessed with the help of medical history, physical examination, and 12-lead ECG. Medical records were obtained for all participants, including those who did not attend an examination, and these were evaluated for evidence of interim **heart** disease. All suspected interim events were reviewed by a committee of three physicians who evaluated pertinent medical records, hospitalization records, and pathology reports. All deaths were evaluated by a committee of three physicians who determined probable cause after review of hospital records, autopsy findings, death certificates, and interviews with family members. A death that occurred within 1 hour of the onset of symptoms suggestive of coronary **heart** disease was classified as a sudden death attributable to coronary **heart** disease. A death that occurred >1 hour after the onset of symptoms suggestive of myocardial ischemia was classified as a nonsudden death of coronary **heart** disease.

The primary end point in the present study was time to onset of coronary **heart** disease or congestive **heart** failure. Coronary **heart** disease comprised angina pectoris, coronary insufficiency (unstable angina with transient ischemic ECG changes), myocardial infarction (clinically recognized at time of occurrence or unrecognized), and sudden or nonsudden death attributed to coronary **heart** disease. Criteria for the cardiovascular disease events have been reported.<sup>29</sup>

### Statistical Methods

Measures of **heart rate variability** were transformed by natural logarithm because their distributions were skewed. Proportional hazards regression procedures<sup>30</sup> were used to assess **heart rate variability** measures as predictors of cardiac events. All proportional hazards regression analyses were stratified by sex with age as a covariate, and all were performed with the use of the Statistical Analysis System version 6.09 procedure PHREG<sup>31</sup> on a Sun Sparc 2 workstation.

Measures of **heart rate variability** were studied first without, then with adjustment for several pertinent clinical variables that may be associated with **heart rate variability** and/or subsequent cardiac events. These clinical variables included frequent supraventricular premature beats (<120/h versus  $\geq 120$ /h), systolic blood pressure (in mm Hg), left ventricular hypertrophy on ECG (no versus yes), diabetes (no

versus yes), diuretic use (no versus yes),  $\beta$ -blocker use (no versus yes), other cardiac medication use (no versus yes), and cigarette smoking (no versus yes). These covariates were chosen by use of a stepwise procedure (selection criterion  $P < .20$ ) from a list that also included the following variables that were not selected ( $P \geq .20$ ): coffee consumption, alcohol consumption, diastolic blood pressure, starting time of day of recording, and ventricular premature beats. Mean **heart rate** was considered separately both because it had an inverse association with **heart rate variability** measures<sup>22</sup> and because mean **heart rate** reflects autonomic balance. Additional multivariate analyses were performed with the use of total cholesterol and the ratio of total to HDL cholesterol levels.

Separate analyses were performed for each measure of **heart rate variability** to assess its relations to the incidence of cardiac events. Events rates, expressed per 1000 person-years of follow-up, were computed for sex-specific tertiles of each **heart rate variability** measure. In addition, because the risk was assumed to be smooth and monotonic, risk was assessed as a function of continuous values for each **heart rate variability** measure. Hazard ratios and 95% CIs were computed for each **heart rate variability** measure, and the statistical significance level was  $P = .05$  (two-sided) for each significance test. As expressed, the hazards ratios represent the proportional increase in risk that is associated with having measured **heart rate variability** lower, by 1 SD, relative to an individual of the same sex with otherwise identical risk factors.

## ► Results

There were 5698 subjects who attended the index examination. A total of 2278 subjects did not have ambulatory ECG data (did not have an examination in the Framingham **Heart** Study clinic, ambulatory recording not obtained, poor quality recording, no available data, or missing tape). Among 3420 tapes analyzed, a total of 919 subjects were excluded for reasons listed in Table 1<sup>2</sup>; arrhythmia or excessive artifact were the major reasons ( $n = 666$ ) for exclusion. Compared with ineligible subjects, the eligible subjects were younger, had lower blood pressure, and had more favorable clinical risk factors. The eligible sample of 2501 subjects comprised 1101 men and 1400 women. Their clinical characteristics are shown in Table 2<sup>2</sup>. The mean age was 52 years for men and 54 years for women. Women had higher HDL cholesterol levels, a lower ratio of total to HDL cholesterol, lower diastolic blood pressure, and higher mean **heart rate** than men.

▲ <a href="#">Top</a>
▲ <a href="#">Abstract</a>
▲ <a href="#">Introduction</a>
▲ <a href="#">Methods</a>
▪ <a href="#">Results</a>
▼ <a href="#">Discussion</a>
▼ <a href="#">References</a>

**View this table:** **Table 1.** Evaluable Cases

[\[in this window\]](#)

[\[in a new window\]](#)

**View this table:** **Table 2.** Clinical Characteristics of Eligible Subjects

[\[in this window\]](#)

[\[in a new window\]](#)

### Heart Rate Variability and Cardiac Events

Table 3<sup>+</sup> shows mean values ( $\pm$ SD) for eight **heart rate variability** measures separately for men and women. The mean duration of processed time for analyses was 94 minutes (range, 33 to 120 minutes), corresponding to 56 100-s blocks.

**View this table:** **Table 3. Heart Rate Variability** Measures

[\[in this window\]](#)

[\[in a new window\]](#)

During a mean follow-up of 3.5 years (range, 4 days to 6.4 years), there were 58 new cardiac events. The initial event was angina pectoris in 22 subjects, coronary insufficiency in 1, recognized myocardial infarction in 20, unrecognized myocardial infarction in 2, death of coronary **heart** disease in 5, and congestive **heart** failure in 8.

**Rates** for cardiac events according to tertiles of each **heart rate variability** measure are presented in Table 4<sup>+</sup>. Two-hour SDNN, very-low-frequency power, low-frequency power, and total power demonstrated strikingly higher event **rate** among subjects in the lowest tertile. Approximately two thirds of cardiac events occurred in subjects in the bottom tertile, whereas only  $\approx$ 10% of the outcomes occurred in subjects in the top tertile.

**View this table:** **Table 4. Cardiac Event Rate** as a Function of Sex-Specific Tertiles of Each

[\[in this window\]](#) **Heart Rate Variability** Measure

[\[in a new window\]](#)

Table 5<sup>+</sup> lists hazard ratios for subsequent cardiac events per 1-SD decrement of all eight **heart rate variability** measures analyzed separately. In age- and sex-adjusted analyses, 2-hour SDNN, very-low-frequency power, low-frequency power, and total power were significantly associated with increased risk for cardiac events; each had a hazard ratio of  $\approx$ 1.4.

**View this table:** **Table 5. Proportional Hazards Regression Analysis of the Impact of Heart Rate**

[\[in this window\]](#) **Variability** Measures on Incidence of Cardiac Events

[\[in a new window\]](#)

In the stepwise analyses to determine relevant clinical risk factors, frequent supraventricular premature beats ( $\geq$ 120/h), smoking, diabetes, systolic blood pressure, left ventricular hypertrophy on ECG, diuretic use,  $\beta$ -blocker use, other cardiac medication use, and mean **heart rate** were each associated with subsequent cardiac events. Therefore, they were included in multivariate proportional hazards models. All **heart rate variability** measures except the ratio of low-frequency to high-frequency power revealed significant associations with subsequent cardiac events after adjustment for the clinical risk factors. The highest hazard ratio was 1.47 for 2-hour SDNN.

Additional multivariate analyses were performed incorporating total cholesterol and the ratio of total to HDL cholesterol; these analyses were based on 560 original subjects and 1828 Offspring Study participants. Hazard ratios for cardiac events per 1-SD increment of each **heart rate variability** measure are shown in the bottom third of Table 4.

Mean **heart rate** was significantly associated with risk for cardiac events after adjustment for age, sex, and clinical risk factors ( $P=.04$ ). Because it was correlated with **heart rate variability** measures<sup>22</sup> and is a simple measure of autonomic balance, mean **heart rate** subsequently was added to the multivariate models along with sex, age, and clinical risk factors. After we adjusted for mean **heart rate** and clinical variables, 2-hour SDNN was the only **heart rate variability** measure significantly related to risk for cardiac events; a 1-SD decrement in 2-hour SDNN was associated with a hazard ratio of 1.41 (95% CI of 1.05 to 1.89;  $P=.0216$ ).

Because there was less objective evidence to substantiate diagnoses of angina and unrecognized myocardial infarction, we performed secondary analyses of "hard" end points (coronary insufficiency, recognized myocardial infarction, deaths from coronary **heart** disease, and congestive **heart** failure [n=40]). These analyses revealed that the hazard ratios of all eight **heart rate variability** measures, adjusted for age and sex, were higher than their corresponding associations in the primary analyses. The highest hazard ratio was 1.65 for 2-hour SDNN with a 95% CI of 1.28 to 2.12 ( $P=.0001$ ).

## ► Discussion

In this study of 2501 men and women who were free of clinically apparent **heart** disease, reduced **heart rate variability** predicted increased risk for subsequent cardiac events. These findings may provide insight into the prognostic implications of altered **heart rate variability**.

▲ <a href="#">Top</a>
▲ <a href="#">Abstract</a>
▲ <a href="#">Introduction</a>
▲ <a href="#">Methods</a>
▲ <a href="#">Results</a>
▪ <a href="#">Discussion</a>
▼ <a href="#">References</a>

We previously demonstrated that reduced **heart rate variability** predicted increased risk for all-cause mortality.<sup>22</sup> The present investigation differs from our earlier study in several key aspects. Our earlier report<sup>22</sup> was based on 736 subjects (mean age, 72 years) from the original Framingham **Heart** Study cohort, whereas the current report is based on 2501 subjects (mean age, 53 years) from the original Framingham **Heart** Study cohort and from the Framingham Offspring Study. Fewer than 30% of subjects in the current report were included in the earlier investigation. The end points were different in the two reports; the prior study only examined all-cause mortality (only 18 of 74 deaths were due to coronary **heart** disease). In the present investigation, the end point was coronary disease or congestive **heart** failure (n=58); there were only 5 fatal end points. In addition, subjects in the current investigation were excluded if they had evidence of prior coronary disease or congestive **heart** failure.

The biological mechanism explaining our present results remains unknown. **Heart rate variability** is a marker of sympathetic and parasympathetic influences on the modulations of **heart rate**.<sup>32</sup> In patients with **heart** disease, increased sympathetic tone and/or decreased parasympathetic tone, which predispose to ventricular fibrillation, have been proposed as mechanisms explaining the associations of reduced **heart rate variability** with increased mortality.<sup>15 16</sup> However, our subjects were free of clinically

apparent cardiac disease at baseline, and the vast majority of our outcomes were not arrhythmic (eg, sudden death); hence, it is difficult to attribute our results to autonomic imbalance precipitating fatal arrhythmic events. Rather, other factors such as cardiac chronotropic responsiveness may play an important role. In this sense, reduced **heart rate variability** may reflect subclinical cardiac disease. Alternatively, autonomic imbalance or other factors related to **heart rate variability**, such as the renin-angiotensin system,<sup>1,33</sup> may contribute to the pathogenesis of coronary **heart** disease,<sup>34</sup> but this hypothesis requires additional support.

Mean **heart rate** reflects autonomic balance and correlates inversely with all eight **heart rate variability** measures.<sup>22</sup> Although adjustment for mean **heart rate** may reduce the inherent predictive value of **heart rate variability** as an indicator of autonomic tone, 2-hour SDNN remained predictive of prognosis even after adjustment for mean **heart rate**. Two reasons for this can be considered. First, **heart rate variability** is a more sensitive tool for detecting autonomic balance than mean **heart rate**. Second, **heart rate variability** reflects additional information beyond autonomic imbalance.

This report is based on use of daytime 2-hour ambulatory ECG recordings for **heart rate variability**. Recordings were obtained during an active clinic visit; the results of basal, resting recordings likely would be different. Although the short-term nature of the recordings may have influenced **heart rate variability** measures, Bigger and coworkers<sup>35</sup> reported that frequency-domain analyses computed from 2- to 15-minute segments were not meaningfully different from those calculated for 24 hours, and they remained predictive of mortality regardless of the time of day. On the other hand, the SD of normal RR intervals increases as a function of the recording duration.<sup>36</sup> The SD of normal RR intervals from 24-hour recordings is predictive of mortality<sup>15</sup> and strongly correlates with low-frequency power, very-low-frequency power, and ultralow-frequency power,<sup>22,37</sup> which are predictors of mortality in frequency-domain analyses.<sup>16,17,19</sup> The SD of normal RR intervals is a simple measure of **heart rate variability**. On the basis of the present study, it would appear that the SD of normal RR intervals calculated from 2 hours of ambulatory recording may suffice to assess risk for clinical outcomes, and it was the superior predictor of outcome among the eight **heart rate variability** measures studied.

A few limitations of the present study should be addressed. First, the number of outcomes was too small to assess the relations of **heart rate variability** measures to individual cardiac end points. Nevertheless, secondary analyses of hard cardiac outcomes demonstrated higher hazard ratios for all eight **heart rate variability** measures than in primary analyses, thereby suggesting a stronger association of **heart rate variability** with risk for more rigorously defined and objective end points. Second, this investigation was based on a relatively healthy sample because of the exclusion of subjects with frequent arrhythmias, a history of coronary **heart** disease or congestive **heart** failure, and those who did not attend the index examination. Third, because of the 100-s block method we used, the lower limit of the frequency-domain variables was 0.01 Hz. Additionally, the time-domain analyses were based on 2 hours of data; the values obtained from short-term recordings will differ from those based on longer periods of observation. Last, the ability to predict future cardiac events by use of only **heart rate variability** measures is limited; a 1-SD decrement in 2-hour SDNN reflects an ≈50% increase in risk of cardiac events over the next 3.5 years. In the present study, this equates to the same risk increase estimated for an 8-year age increment, or approximately one half the increase associated with diabetes or smoking.

This is the first prospective study to identify an association between **heart rate variability** and **heart** disease risk in a community-based population. The estimation of **heart rate variability** by ambulatory ECG monitoring offers prognostic information beyond that provided by the evaluation of traditional cardiovascular risk factors.

## ► Acknowledgments

This study was supported by grants from the Eleanor Naylor Dana Foundation and Cardiodata/Mortara Inc.

Received April 20, 1996; revision received June 18, 1996; accepted July 11, 1996.

## ► References

1. Akselrod S, Gordon D, Ubel FA, Shannon DC, Barger AC, Cohen RJ. Power spectrum analysis of **heart rate** fluctuation: a quantitative probe of beat-to-beat cardiovascular control. *Science*. 1981;213:220-222. [[Abstract/Free Full Text](#)]
2. Pomeranz B, Macaulay RJB, Caudill MA, Kutz I, Adam D, Gordon D, Kilborn KM, Barger AC, Shannon DC, Cohen RJ, Benson H. Assessment of autonomic function in humans by **heart rate** spectral analysis. *Am J Physiol*. 1985;248:H151-H153. [[Abstract/Free Full Text](#)]
3. Pagani M, Lombardi F, Guzzetti S, Rimoldi O, Furlan R, Pizzinelli P, Sandrone G, Malfatto G, Dell'Orto S, Piccaluga E, Turiel M, Baselli G, Cerutti S, Malliani A. Power spectral analysis of **heart rate** and arterial pressure variabilities as a marker of sympatho-vagal interaction in man and conscious dog. *Circ Res*. 1986;59:178-193. [[Abstract/Free Full Text](#)]
4. Shannon DC, Carley DW, Benson H. Aging of modulation of **heart rate**. *Am J Physiol*. 1987;253:H874-H877. [[Abstract/Free Full Text](#)]
5. Malpas SC, Purdie GL. Circadian variation of **heart rate variability**. *Cardiovasc Res*. 1990;24:210-213. [[Abstract/Free Full Text](#)]
6. Saul JP, Arai Y, Berger RD, Lilly LS, Colucci WS, Cohen RJ. Assessment of autonomic regulation in chronic congestive **heart** failure by **heart rate** spectral analysis. *Am J Cardiol*. 1988;61:1292-1299. [[Medline](#)] [[Order article via Infotrieve](#)]
7. Airaksinen KE, Ikaheimo MJ, Linnaluoto MK, Niemela M, Takkunen JT. Impaired vagal **heart rate** control in coronary artery disease. *Br Heart J*. 1987;58:592-597. [[Abstract/Free Full Text](#)]
8. Ewing DJ, Borsley DQ, Bellavere F, Clarke BF. Cardiac autonomic neuropathy in diabetes: comparison of measures of R-R interval variation. *Diabetologia*. 1981;21:18-24. [[Medline](#)] [[Order article via Infotrieve](#)]
9. Counihan PJ, Fei L, Bashir Y, Farrel TG, Haywood GA, McKenna WJ. Assessment of **heart rate variability** in hypertrophic cardiomyopathy: association with clinical and prognostic features. *Circulation*. 1993;88[pt 1]:1682-1690.

▲ <a href="#">Top</a>
▲ <a href="#">Abstract</a>
▲ <a href="#">Introduction</a>
▲ <a href="#">Methods</a>
▲ <a href="#">Results</a>
▲ <a href="#">Discussion</a>
▪ <a href="#">References</a>

10. Ajiki K, Murakawa Y, Yanagisawa-Miwa A, Usui M, Yamashita T, Oikawa N, Inoue H. Autonomic nervous system activity in idiopathic dilated cardiomyopathy and in hypertrophic cardiomyopathy. *Am J Cardiol.* 1993;71:1316-1320.[\[Medline\]](#) [\[Order article via Infotrieve\]](#)
11. van Ravenswaaij-Arts CMA, Kollee LAA, Hopman JCW, Stoeltinga GBA, van Geijn HP. **Heart rate variability**. *Ann Intern Med.* 1993;118:436-447.[\[Abstract/Free Full Text\]](#)
12. Malik M, Camm AJ. **Heart rate variability**: from facts to fancies. *J Am Coll Cardiol.* 1993;22:566-568.[\[Medline\]](#) [\[Order article via Infotrieve\]](#)
13. Mandawat MK, Wallbridge DR, Pringle SD, Riyami AAS, Latif S, Macfarlane PW, Ross Lorimer A, Cobbe SM. **Heart rate variability** in left ventricular hypertrophy. *Br Heart J.* 1995;73:139-144.[\[Abstract/Free Full Text\]](#)
14. Hon EH, Lee ST. Electronic evaluation of the fetal **heart rate** patterns preceding fetal death, further observations. *Am J Obstet Gynecol.* 1965;87:814-826.
15. Kleiger RE, Miller JP, Bigger JT Jr, Moss AJ, and the Multicenter Post-Infarction Research Group. Decreased **heart rate variability** and its association with increased mortality after acute myocardial infarction. *Am J Cardiol.* 1987;59:256-262.[\[Medline\]](#) [\[Order article via Infotrieve\]](#)
16. Bigger JT Jr, Fleiss JL, Steinman RC, Rolnitzky LM, Kleiger RE, Rottman JN. Frequency domain measures of **heart period variability** and mortality after myocardial infarction. *Circulation.* 1992;85:164-171.[\[Abstract/Free Full Text\]](#)
17. Bigger JT Jr, Fleiss JL, Rolnitzky LM, Steinman RC. Frequency domain measures of **heart period variability** to assess risk late after myocardial infarction. *J Am Coll Cardiol.* 1993;21:729-736.[\[Abstract\]](#)
18. Hrushesky WJM, Fader DJ, Berestka JS, Sommer M, Hayes J, Cope FO. Diminishment of respiratory sinus arrhythmia foreshadows doxorubicin-induced cardiomyopathy. *Circulation.* 1991;84:697-707.[\[Abstract/Free Full Text\]](#)
19. Stein KM, Borer JS, Hochreiter C, Okin PM, Herrold EM, Devereux RB, Kligfield P. Prognostic value and physiological correlates of **heart rate variability** in chronic severe mitral regurgitation. *Circulation.* 1993;88:127-135.[\[Abstract/Free Full Text\]](#)
20. Mortara A, La Rovere MT, Signorini MG, Pantaleo P, Pinna G, Martinelli L, Ceconi C, Cerutti S, Tavazzi L. Can power spectral analysis of **heart rate variability** identify a high risk subgroup of congestive **heart** failure patients with excessive sympathetic activation? A pilot study before and after **heart** transplantation. *Br Heart J.* 1994;71:422-430.[\[Abstract/Free Full Text\]](#)
21. Nakagawa M, Saikawa T. Progressive reduction of **heart rate variability** with eventual sudden death in two patients. *Br Heart J.* 1994;71:87-88.[\[Abstract/Free Full Text\]](#)
22. Tsuji H, Venditti FJ Jr, Manders ES, Evans JC, Larson MG, Feldman CL, Levy D. Reduced **heart rate variability** and mortality risk in an elderly cohort: the Framingham **Heart** Study. *Circulation.* 1994;90:878-883.[\[Abstract/Free Full Text\]](#)
23. Dawber TR, Meadors GF, Moore FE. Epidemiologic approaches to **heart** disease: the Framingham Study. *Am J Public Health.* 1951;41:279-286.

24. Dawber TR, Kannel WB, Lyell LP. An approach to longitudinal studies in a community: the Framingham Study. *Ann N Y Acad Sci.* 1963;107:539-556.
25. Gordon T, Moore TE, Shurtleff D, Dawber TR. Some methodologic problems in the long-term study of cardiovascular disease: observations on the Framingham Study. *J Chronic Dis.* 1959;10:186-206.
26. Feldman CL, Hubelbank M, Shook TL, Polan BA, MacCallum G, Stone PH, and the ASIS Study Group. Circadian variations in **heart rate** spectrum. In: *Proceedings of Computers in Cardiology.* Venice, Italy; September 1991:253-256.
27. Hjortland MC, Feinleib M. Epidemiologic relationships of alcohol intake and coronary **heart** disease: results from NHLBI programs. In: Avogaro P, Sirtori CR, Tremoli E, eds. *Metabolic Effects of Alcohol.* New York, NY/Amsterdam, Netherlands: Elsevier/North-Holland Biomedical Press; 1979:393-403.
28. Vybiral T, Bryg RJ, Maddens MA. Impact of arrhythmias on **heart rate variability**: strategies to deal with imperfect clinical data. *Trans Computers Cardiol.* 1990;16:251-254.
29. Shurtleff D. Some characteristics related to the incidence of cardiovascular disease and death: Framingham **Heart** Study 18-year follow-up. In: Kannel WB, Gordon T, eds. *The Framingham Study.* Section 30. Washington, DC: US Government Printing Office; 1974:17-25. US Dept of Health, Education, and Welfare publication NIH 74-599.
30. Cox DR. Regression models and life tables (with discussion). *J R Stat Soc.* 1972;34(series B):187-220.
31. SAS Institute Inc. *SAS Technical Report P-217, SAS/STAT Software: The PHREG Procedure, Version 6.* Cary, NC: SAS Institute Inc; 1991:63.
32. Malik M, Camm AJ. Components of **heart rate variability**: what they really mean and what they really measure. *Am J Cardiol.* 1993;72:821-822. [[Medline](#)] [[Order article via Infotrieve](#)]
33. Bonaduce D, Marciano F, Petretta M, Migaux ML, Morgano G, Bianchi V, Salemme L, Valva G, Condorelli M. Effect of converting enzyme inhibition on **heart** period **variability** in patients with acute myocardial infarction. *Circulation.* 1994;90:108-113. [[Abstract/Free Full Text](#)]
34. Hayano J, Sakakibara Y, Yamada M, Ohte N, Fujinami T, Yokoyama K, Watanabe Y, Takata K. Decreased magnitude of **heart rate** spectral components in coronary artery disease: its relation to angiographic severity. *Circulation.* 1990;81:1217-1224. [[Abstract/Free Full Text](#)]
35. Bigger JT Jr, Fleiss JL, Rolnitzky LM, Steinman RC. The ability of several short-term measures of RR **variability** to predict mortality after myocardial infarction. *Circulation.* 1993;88:927-934. [[Abstract/Free Full Text](#)]
36. Tsuji H, Venditti FJ Jr, Manders ES, Evans JC, Larson MG, Feldman CL, Levy D. Determinants of **heart rate variability** in an elderly cohort: the Framingham **Heart** Study. *Circulation.* 1993;88(suppl I):I-115. Abstract.
37. Bigger JT Jr, Fleiss JL, Steinman RC, Rolnitzky LM, Kleiger RE, Rottman JN. Correlations among time and frequency domain measures of **heart** period **variability** two weeks after myocardial infarction. *Am J Cardiol.* 1992;69:891-898. [[Medline](#)] [[Order article via Infotrieve](#)]

## This article has been cited by other articles:



JOURNAL OF EPIDEMIOLOGY AND COMMUNITY HEALTH **HOME**

C Ren, A Baccarelli, E Wilker, H Suh, D Sparrow, P Vokonas, R Wright, and J Schwartz

**Lipid and endothelium-related genes, ambient particulate matter, and heart rate variability--the VA Normative Aging Study**

J Epidemiol Community Health, January 1, 2010; 64(01): 49 - 56.

[\[Abstract\]](#) [\[Full Text\]](#) [\[PDF\]](#)



PSYCHOSOMATIC MEDICINE **HOME**

R. P. Sloan, P. A. Shapiro, E. E. Gorenstein, F. A. Tager, C. E. Monk, P. S. McKinley, M. M. Myers, E. Bagiella, I. Chen, R. Steinman, *et al.*

**Cardiac Autonomic Control and Treatment of Hostility: A Randomized Controlled Trial**

Psychosom Med, January 1, 2010; 72(1): 1 - 8.

[\[Abstract\]](#) [\[Full Text\]](#) [\[PDF\]](#)



TOXICOLOGICAL SCIENCES **HOME**

M. S. Hazari, N. Haykal-Coates, D. W. Winsett, D. L. Costa, and A. K. Farraj

**A Single Exposure to Particulate or Gaseous Air Pollution Increases the Risk of Aconitine-Induced Cardiac Arrhythmia in Hypertensive Rats**

Toxicol. Sci., December 1, 2009; 112(2): 532 - 542.

[\[Abstract\]](#) [\[Full Text\]](#) [\[PDF\]](#)



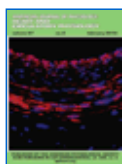
PSYCHOSOMATIC MEDICINE **HOME**

Y.-H. Chen, S.-Y. Tsai, H.-C. Lee, and H.-C. Lin

**Increased Risk of Acute Myocardial Infarction for Patients With Panic Disorder: A Nationwide Population-Based Study**

Psychosom Med, September 1, 2009; 71(7): 798 - 804.

[\[Abstract\]](#) [\[Full Text\]](#) [\[PDF\]](#)



Am. J. Physiol: Heart and Circulatory Physiology **HOME**

D. C. Parrish, E. N. Alston, H. Rohrer, S. M. Hermes, S. A. Aicher, P. Nkadi, W. R. Woodward, J. Stubbusch, R. T. Gardner, and B. A. Habecker

**Absence of gp130 in dopamine {beta}-hydroxylase-expressing neurons leads to autonomic imbalance and increased reperfusion arrhythmias**

Am J Physiol **Heart** Circ Physiol, September 1, 2009; 297(3): H960 - H967.

[\[Abstract\]](#) [\[Full Text\]](#) [\[PDF\]](#)

European Heart Journal **HOME**



A. F. Folino, M. L. Scapellato, C. Canova, P. Maestrelli, G. Bertorelli, L. Simonato, S. Illiceto, and M. Lotti

**Individual exposure to particulate matter and the short-term arrhythmic and autonomic profiles in patients with myocardial infarction**

Eur. Heart J., July 1, 2009; 30(13): 1614 - 1620.

[\[Abstract\]](#) [\[Full Text\]](#) [\[PDF\]](#)



PSYCHOSOMATIC MEDICINE

▶HOME

C. M. M. Licht, E. J. C. de Geus, R. van Dyck, and B. W. J. H. Penninx

**Association between Anxiety Disorders and Heart Rate Variability in The Netherlands Study of Depression and Anxiety (NESDA)**

Psychosom Med, June 1, 2009; 71(5): 508 - 518.

[\[Abstract\]](#) [\[Full Text\]](#) [\[PDF\]](#)



American Journal of PUBLIC HEALTH

▶HOME

R. P. Sloan, P. A. Shapiro, R. E. DeMeersman, E. Bagiella, E. N. Brondolo, P. S. McKinley, I. Slavov, Y. Fang, and M. M. Myers

**The Effect of Aerobic Training and Cardiac Autonomic Regulation in Young Adults**

Am J Public Health, May 1, 2009; 99(5): 921 - 928.

[\[Abstract\]](#) [\[Full Text\]](#) [\[PDF\]](#)



Cleveland Clinic Journal of Medicine

▶HOME

M. S. LAUER

**Autonomic function and prognosis**

Cleveland Clinic Journal of Medicine, April 1, 2009; 76(Suppl\_2): S18 - S22.

[\[Abstract\]](#) [\[Full Text\]](#) [\[PDF\]](#)



American Journal of EPIDEMIOLOGY

▶HOME

S. C. Fang, J. M. Cavallari, E. A. Eisen, J.-C. Chen, M. A. Mittleman, and D. C. Christiani

**Vascular Function, Inflammation, and Variations in Cardiac Autonomic Responses to Particulate Matter Among Welders**

Am. J. Epidemiol., April 1, 2009; 169(7): 848 - 856.

[\[Abstract\]](#) [\[Full Text\]](#) [\[PDF\]](#)



The American Journal of CLINICAL NUTRITION

▶HOME

S. K. Park, K. L. Tucker, M. S O'Neill, D. Sparrow, P. S Vokonas, H. Hu, and J. Schwartz

**Fruit, vegetable, and fish consumption and heart rate variability: the Veterans Administration Normative Aging Study**

Am. J. Clinical Nutrition, March 1, 2009; 89(3): 778 - 786.

[\[Abstract\]](#) [\[Full Text\]](#) [\[PDF\]](#)

Europace

▶HOME

S.-X. Zhou, J. Lei, C. Fang, Y.-L. Zhang, and J.-F. Wang

**Ventricular electrophysiology in congestive heart failure and its correlation with heart rate variability and baroreflex sensitivity: a canine model study**

Europace, February 1, 2009; 11(2): 245 - 251.

[\[Abstract\]](#) [\[Full Text\]](#) [\[PDF\]](#)**European Heart Journal**[▶HOME](#)

P. L.S. Ljungman, N. Berglind, C. Holmgren, F. Gadler, N. Edvardsson, G. Pershagen, M. Rosenqvist, B. Sjogren, and T. Bellander

**Rapid effects of air pollution on ventricular arrhythmias**

Eur. Heart J., December 1, 2008; 29(23): 2894 - 2901.

[\[Abstract\]](#) [\[Full Text\]](#) [\[PDF\]](#)**ARCHIVES OF GENERAL PSYCHIATRY**[▶HOME](#)

C. M. M. Licht, E. J. C. de Geus, F. G. Zitman, W. J. G. Hoogendijk, R. van Dyck, and B. W. J. H. Penninx

**Association Between Major Depressive Disorder and Heart Rate Variability in the Netherlands Study of Depression and Anxiety (NESDA)**

Arch Gen Psychiatry, December 1, 2008; 65(12): 1358 - 1367.

[\[Abstract\]](#) [\[Full Text\]](#) [\[PDF\]](#)**Hypertension**[▶HOME](#)M. Kikuya, T. Ohkubo, H. Metoki, K. Asayama, A. Hara, T. Obara, R. Inoue, H. Hoshi, J. Hashimoto, K. Totsune, *et al.***Day-by-Day Variability of Blood Pressure and Heart Rate at Home as a Novel Predictor of Prognosis: The Ohasama Study**

Hypertension, December 1, 2008; 52(6): 1045 - 1050.

[\[Abstract\]](#) [\[Full Text\]](#) [\[PDF\]](#)**Journal of Parenteral and Enteral Nutrition**[▶HOME](#)

K. L. Teff

**Visceral Nerves: Vagal and Sympathetic Innervation**

JPEN J Parenter Enteral Nutr, September 1, 2008; 32(5): 569 - 571.

[\[Abstract\]](#) [\[Full Text\]](#) [\[PDF\]](#)**British Journal of SPORTS MEDICINE**[▶HOME](#)

L Bosquet, S Merkari, D Arvisais, and A E Aubert

**Is heart rate a convenient tool to monitor over-reaching? A systematic review of the literature**

Br. J. Sports Med., September 1, 2008; 42(9): 709 - 714.

[\[Abstract\]](#) [\[Full Text\]](#) [\[PDF\]](#)**Journal of the American College of Cardiology**[▶HOME](#)

B. Z. Simkhovich, M. T. Kleinman, and R. A. Kloner

**Air Pollution and Cardiovascular Injury: Epidemiology, Toxicology, and Mechanisms**

J. Am. Coll. Cardiol., August 26, 2008; 52(9): 719 - 726.

[\[Abstract\]](#) [\[Full Text\]](#) [\[PDF\]](#)



**ARCHIVES OF SURGERY**

[▶HOME](#)

C. Langelotz, M. Scharfenberg, O. Haase, and W. Schwenk  
**Stress and Heart Rate Variability in Surgeons During a 24-Hour Shift**

Arch Surg, August 1, 2008; 143(8): 751 - 755.

[\[Abstract\]](#) [\[Full Text\]](#) [\[PDF\]](#)



**AMERICAN JOURNAL OF Respiratory and Critical Care Medicine**

[▶HOME](#)

S. K. Park, M. S. O'Neill, P. S. Vokonas, D. Sparrow, A. Spiro III, K. L. Tucker, H. Suh, H. Hu, and J. Schwartz

**Traffic-related Particles Are Associated with Elevated Homocysteine: The VA Normative Aging Study**

Am. J. Respir. Crit. Care Med., August 1, 2008; 178(3): 283 - 289.

[\[Abstract\]](#) [\[Full Text\]](#) [\[PDF\]](#)



**PSYCHOSOMATIC MEDICINE**

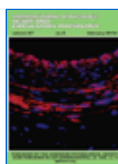
[▶HOME](#)

V. Vaccarino, R. Lampert, J. D. Bremner, F. Lee, S. Su, C. Maisano, N. V. Murrah, L. Jones, F. Jawed, N. Afzal, *et al.*

**Depressive Symptoms and Heart Rate Variability: Evidence for a Shared Genetic Substrate in a Study of Twins**

Psychosom Med, July 1, 2008; 70(6): 628 - 636.

[\[Abstract\]](#) [\[Full Text\]](#) [\[PDF\]](#)



**Am. J. Physiol: Heart and Circulatory Physiology**

[▶HOME](#)

R. Howden, E. Liu, L. Miller-DeGraff, H. L. Keener, C. Walker, J. A. Clark, P. H. Myers, D. C. Rouse, T. Wiltshire, and S. R. Kleeberger

**The genetic contribution to heart rate and heart rate variability in quiescent mice**

Am J Physiol **Heart** Circ Physiol, July 1, 2008; 295(1): H59 - H68.

[\[Abstract\]](#) [\[Full Text\]](#) [\[PDF\]](#)



**Journal of the American College of Cardiology**

[▶HOME](#)

M. K. Lahiri, P. J. Kannankeril, and J. J. Goldberger

**Assessment of Autonomic Function in Cardiovascular Disease: Physiological Basis and Prognostic Implications**

J. Am. Coll. Cardiol., May 6, 2008; 51(18): 1725 - 1733.

[\[Abstract\]](#) [\[Full Text\]](#) [\[PDF\]](#)



**Circulation**

[▶HOME](#)

A. Baccarelli, P. A. Cassano, A. Litonjua, S. K. Park, H. Suh, D. Sparrow, P. Vokonas, and J. Schwartz

**Cardiac Autonomic Dysfunction: Effects From Particulate Air Pollution and Protection by Dietary Methyl Nutrients and Metabolic Polymorphisms**

Circulation, April 8, 2008; 117(14): 1802 - 1809.


[\[Abstract\]](#) [\[Full Text\]](#) [\[PDF\]](#)

**PSYCHOSOMATIC MEDICINE****▶HOME**

M. E. Bleil, P. J. Gianaros, J. R. Jennings, J. D. Flory, and S. B. Manuck  
**Trait Negative Affect: Toward an Integrated Model of Understanding Psychological Risk for Impairment in Cardiac Autonomic Function**

Psychosom Med, April 1, 2008; 70(3): 328 - 337.

[\[Abstract\]](#) [\[Full Text\]](#) [\[PDF\]](#)

**Proceedings of the ATS****▶HOME**

J. M. Golbin, V. K. Somers, and S. M. Caples

**Obstructive Sleep Apnea, Cardiovascular Disease, and Pulmonary Hypertension**

Proceedings of the ATS, February 15, 2008; 5(2): 200 - 206.

[\[Abstract\]](#) [\[Full Text\]](#) [\[PDF\]](#)

**ENDOCRINE REVIEWS****▶HOME**

B. Biondi and D. S. Cooper

**The Clinical Significance of Subclinical Thyroid Dysfunction**

Endocr. Rev., February 1, 2008; 29(1): 76 - 131.

[\[Abstract\]](#) [\[Full Text\]](#) [\[PDF\]](#)

**PSYCHOSOMATIC MEDICINE****▶HOME**

T. Ohira, A. V. D. Roux, R. J. Prineas, M. A. Kizilbash, M. R. Carnethon, and A. R. Folsom

**Associations of Psychosocial Factors With Heart Rate and Its Short-Term Variability: Multi-Ethnic Study of Atherosclerosis**

Psychosom Med, February 1, 2008; 70(2): 141 - 146.

[\[Abstract\]](#) [\[Full Text\]](#) [\[PDF\]](#)

**European Journal of Endocrinology****▶HOME**

F. Galetta, F. Franzoni, P. Fallahi, L. Tocchini, L. Braccini, G. Santoro, and A. Antonelli

**Changes in heart rate variability and QT dispersion in patients with overt hypothyroidism**

Eur. J. Endocrinol., January 1, 2008; 158(1): 85 - 90.

[\[Abstract\]](#) [\[Full Text\]](#) [\[PDF\]](#)

**ARCHIVES OF INTERNAL MEDICINE****▶HOME**

A. Perciaccante, A. Fiorentini, R. Valente, M. Granata, and L. Tubani

**Migraine and Heart Rate Variability**

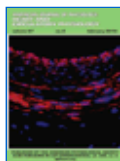
Arch Intern Med, November 12, 2007; 167(20): 2264 - 2264.

[\[Full Text\]](#) [\[PDF\]](#)

**Am. J. Physiol: Heart and Circulatory Physiology****▶HOME**

K. S. Heffernan, C. A. Fahs, K. K. Shinsako, S. Y. Jae, and B. Fernhall

**Heart rate recovery and heart rate complexity following**

**resistance exercise training and detraining in young men**

Am J Physiol **Heart** Circ Physiol, November 1, 2007; 293(5): H3180 - H3186.

[\[Abstract\]](#) [\[Full Text\]](#) [\[PDF\]](#)

**PSYCHOSOMATIC MEDICINE****▶HOME**

A. L. Marsland, P. J. Gianaros, A. A. Prather, J. R. Jennings, S. A. Neumann, and S. B. Manuck

**Stimulated Production of Proinflammatory Cytokines Covaries Inversely With Heart Rate Variability**

Psychosom Med, October 1, 2007; 69(8): 709 - 716.

[\[Abstract\]](#) [\[Full Text\]](#) [\[PDF\]](#)

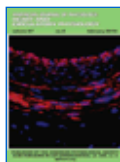
**International Journal of Epidemiology****▶HOME**

D. Felber Dietrich, J. Schwartz, C. Schindler, J.-M. Gaspoz, J.-C. Barthelemy, J.-M. Tschopp, F. Roche, A. von Eckardstein, O. Brandli, P. Leuenberger, *et al.*

**Effects of passive smoking on heart rate variability, heart rate and blood pressure: an observational study**

Int. J. Epidemiol., August 1, 2007; 36(4): 834 - 840.

[\[Abstract\]](#) [\[Full Text\]](#) [\[PDF\]](#)

**Am. J. Physiol: Heart and Circulatory Physiology****▶HOME**

M. Buchheit, Y. Papelier, P. B. Laursen, and S. Ahmadi

**Noninvasive assessment of cardiac parasympathetic function: postexercise heart rate recovery or heart rate variability?**

Am J Physiol **Heart** Circ Physiol, July 1, 2007; 293(1): H8 - H10.

[\[Full Text\]](#) [\[PDF\]](#)


**Circulation****▶HOME**

S. K. Park, M. S. O'Neill, R. O. Wright, H. Hu, P. S. Vokonas, D. Sparrow, H. Suh, and J. Schwartz

**HFE Genotype, Particulate Air Pollution, and Heart Rate Variability: A Gene-Environment Interaction**

Circulation, December 19, 2006; 114(25): 2798 - 2805.

[\[Abstract\]](#) [\[Full Text\]](#) [\[PDF\]](#)

**Am. J. Physiol: Regulatory, Integrative and Comparative Physiology****▶HOME**

V. L. Brooks, K. L. Freeman, and Y. Qi

**Time course of synergistic interaction between DOCA and salt on blood pressure: roles of vasopressin and hepatic osmoreceptors**

Am J Physiol Regulatory Integrative Comp Physiol, December 1, 2006; 291(6): R1825 - R1834.

[\[Abstract\]](#) [\[Full Text\]](#) [\[PDF\]](#)

**Journal of Attention Disorders****▶HOME**

H. Schubiner, B. Hassunizadeh, and R. Kaczynski

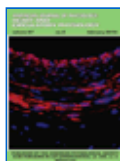
**A controlled study of autonomic nervous system function in adults**



**with attention-deficit/hyperactivity disorder treated with stimulant medications: results of a pilot study.**

J Atten Disord, November 1, 2006; 10(2): 205 - 211.

[\[Abstract\]](#) [\[PDF\]](#)



**Am. J. Physiol: Heart and Circulatory Physiology**

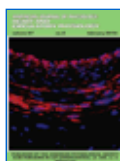
[▶HOME](#)

S. Shibata, R. Zhang, J. Hastings, Q. Fu, K. Okazaki, K.-i. Iwasaki, and B. D. Levine

**Cascade model of ventricular-arterial coupling and arterial-cardiac baroreflex function for cardiovascular variability in humans**

Am J Physiol **Heart** Circ Physiol, November 1, 2006; 291(5): H2142 - H2151.

[\[Abstract\]](#) [\[Full Text\]](#) [\[PDF\]](#)



**Am. J. Physiol: Heart and Circulatory Physiology**

[▶HOME](#)

Y. Zhong, K.-M. Jan, K. H. Ju, and K. H. Chon

**Quantifying cardiac sympathetic and parasympathetic nervous activities using principal dynamic modes analysis of heart rate variability**

Am J Physiol **Heart** Circ Physiol, September 1, 2006; 291(3): H1475 - H1483.

[\[Abstract\]](#) [\[Full Text\]](#) [\[PDF\]](#)



**Europace**

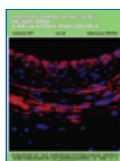
[▶HOME](#)

D. Felber Dietrich, C. Schindler, J. Schwartz, J.-C. Barthelémy, J.-M. Tschopp, F. Roche, A. von Eckardstein, O. Brandli, P. Leuenberger, D. R. Gold, *et al.*

**Heart rate variability in an ageing population and its association with lifestyle and cardiovascular risk factors: results of the SAPALDIA study**

Europace, July 1, 2006; 8(7): 521 - 529.

[\[Abstract\]](#) [\[Full Text\]](#) [\[PDF\]](#)



**Am. J. Physiol: Heart and Circulatory Physiology**

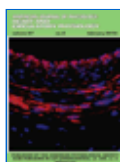
[▶HOME](#)

M. Buchheit and C. Gindre

**Cardiac parasympathetic regulation: respective associations with cardiorespiratory fitness and training load**

Am J Physiol **Heart** Circ Physiol, July 1, 2006; 291(1): H451 - H458.

[\[Abstract\]](#) [\[Full Text\]](#) [\[PDF\]](#)



**Am. J. Physiol: Heart and Circulatory Physiology**

[▶HOME](#)

J. J. Goldberger, F. K. Le, M. Lahiri, P. J. Kannankeril, J. Ng, and A. H. Kadish

**Assessment of parasympathetic reactivation after exercise**

Am J Physiol **Heart** Circ Physiol, June 1, 2006; 290(6): H2446 - H2452.

[\[Abstract\]](#) [\[Full Text\]](#) [\[PDF\]](#)


**THE JOURNAL OF CLINICAL ENDOCRINOLOGY & METABOLISM**
[▶HOME](#)

M. Petrova, R. Townsend, and K. L. Teff

**Prolonged (48-Hour) Modest Hyperinsulinemia Decreases Nocturnal Heart Rate Variability and Attenuates the Nocturnal Decrease in Blood Pressure in Lean, Normotensive Humans**

J. Clin. Endocrinol. Metab., March 1, 2006; 91(3): 851 - 859.

[\[Abstract\]](#) [\[Full Text\]](#) [\[PDF\]](#)

**PSYCHOSOMATIC MEDICINE**
[▶HOME](#)
**Association Between Nocturnal Vagal Tone and Sleep Depth, Sleep Quality, and Fatigue in Alcohol Dependence**

Psychosom Med, January 1, 2006; 68(1): 159 - 166.


[\[Abstract\]](#) [\[Full Text\]](#) [\[PDF\]](#)

**AMERICAN JOURNAL OF Respiratory and Critical Care Medicine**
[▶HOME](#)

J. Schwartz, S. K. Park, M. S. O'Neill, P. S. Vokonas, D. Sparrow, S. Weiss, and K. Kelsey

**Glutathione-S-Transferase M1, Obesity, Statins, and Autonomic Effects of Particles: Gene-by-Drug-by-Environment Interaction**

Am. J. Respir. Crit. Care Med., December 15, 2005; 172(12): 1529 - 1533.

[\[Abstract\]](#) [\[Full Text\]](#) [\[PDF\]](#)

**Focus**
[▶HOME](#)

S. M. Caples, A. S. Gami, and V. K. Somers

**Obstructive Sleep Apnea**

Focus, October 1, 2005; 3(4): 557 - 567.

[\[Full Text\]](#) [\[PDF\]](#)

**JOURNAL OF NEUROLOGY, NEUROSURGERY, AND PSYCHIATRY**
[▶HOME](#)

E Ronkainen, H Ansakorpi, H V Huikuri, V V Myllyla, J I T Isojarvi, and J T Korpelainen

**Suppressed circadian heart rate dynamics in temporal lobe epilepsy**

J. Neurol. Neurosurg. Psychiatry, October 1, 2005; 76(10): 1382 - 1386.

[\[Abstract\]](#) [\[Full Text\]](#) [\[PDF\]](#)

**Journal of Applied Physiology**
[▶HOME](#)

K. Okazaki, K.-i. Iwasaki, A. Prasad, M. D. Palmer, E. R. Martini, Q. Fu, A. Arbab-Zadeh, R. Zhang, and B. D. Levine

**Dose-response relationship of endurance training for autonomic circulatory control in healthy seniors**

J Appl Physiol, September 1, 2005; 99(3): 1041 - 1049.

[\[Abstract\]](#) [\[Full Text\]](#) [\[PDF\]](#)
**Biological Research For Nursing**
[▶HOME](#)

S. Carrere, D. Yoshimoto, A. Mittmann, E. M. Woodin, A. Tabares, J.



Ullman, C. Swanson, and M. Hawkins

**The Roles of Marriage and Anger Dysregulation in Biobehavioral Stress Responses**

Biol Res Nurs, July 1, 2005; 7(1): 30 - 43.

[\[Abstract\]](#) [\[PDF\]](#)**PSYCHOSOMATIC MEDICINE**[▶HOME](#)

P. J. Gianaros, K. Salomon, F. Zhou, J. F. Owens, D. Edmundowicz, L. H. Kuller, and K. A. Matthews

**A Greater Reduction in High-Frequency Heart Rate Variability to a Psychological Stressor is Associated With Subclinical Coronary and Aortic Calcification in Postmenopausal Women**

Psychosom Med, July 1, 2005; 67(4): 553 - 560.

[\[Abstract\]](#) [\[Full Text\]](#) [\[PDF\]](#)**Circulation**[▶HOME](#)

L. F. Berkman

**Tracking Social and Biological Experiences: The Social Etiology of Cardiovascular Disease**

Circulation, June 14, 2005; 111(23): 3022 - 3024.

[\[Full Text\]](#) [\[PDF\]](#)**Circulation**[▶HOME](#)

H. Hemingway, M. Shipley, E. Brunner, A. Britton, M. Malik, and M. Marmot

**Does Autonomic Function Link Social Position to Coronary Risk?: The Whitehall II Study**

Circulation, June 14, 2005; 111(23): 3071 - 3077.

[\[Abstract\]](#) [\[Full Text\]](#) [\[PDF\]](#)**THORAX An International Journal of Respiratory Medicine**[▶HOME](#)

J N Townend

**The way to dusty death?**

Thorax, June 1, 2005; 60(6): 441 - 442.

[\[Full Text\]](#) [\[PDF\]](#)**THORAX An International Journal of Respiratory Medicine**[▶HOME](#)J Schwartz, A Litonjua, H Suh, M Verrier, A Zanobetti, M Syring, B Nearing, R Verrier, P Stone, G MacCallum, *et al.***Traffic related pollution and heart rate variability in a panel of elderly subjects**

Thorax, June 1, 2005; 60(6): 455 - 461.

[\[Abstract\]](#) [\[Full Text\]](#) [\[PDF\]](#)**CHEST**[▶HOME](#)

F. Holguin, M. M. Tellez-Rojo, M. Lazo, D. Mannino, J. Schwartz, M. Hernandez, and I. Romieu

**Cardiac Autonomic Changes Associated With Fish Oil vs Soy Oil**



### Supplementation in the Elderly

Chest, April 1, 2005; 127(4): 1102 - 1107.

[\[Abstract\]](#) [\[Full Text\]](#) [\[PDF\]](#)



### International Journal of Epidemiology

[▶HOME](#)

R. P Sloan, M.-H. Huang, S. Sidney, K. Liu, O D. Williams, and T. Seeman  
**Socioeconomic status and health: is parasympathetic nervous system activity an intervening mechanism?**

Int. J. Epidemiol., April 1, 2005; 34(2): 309 - 315.

[\[Abstract\]](#) [\[Full Text\]](#) [\[PDF\]](#)



### PSYCHOSOMATIC MEDICINE

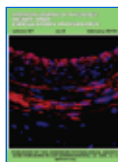
[▶HOME](#)

S. A. Neumann, E. C. Lawrence, J. R. Jennings, R. E. Ferrell, and S. B. Manuck

**Heart Rate Variability Is Associated With Polymorphic Variation in the Choline Transporter Gene**

Psychosom Med, March 1, 2005; 67(2): 168 - 171.

[\[Abstract\]](#) [\[Full Text\]](#) [\[PDF\]](#)



### Am. J. Physiol: Heart and Circulatory Physiology

[▶HOME](#)

N. Tahara, H. Takaki, A. Taguchi, K. Suyama, T. Kurita, W. Shimizu, S. Miyazaki, T. Kawada, and K. Sunagawa

**Pronounced HR variability after exercise in inferior ischemia: evidence that the cardioinhibitory vagal reflex is invoked by exercise-induced inferior ischemia**

Am J Physiol **Heart** Circ Physiol, March 1, 2005; 288(3): H1179 - H1185.

[\[Abstract\]](#) [\[Full Text\]](#) [\[PDF\]](#)



### Annals of Internal Medicine

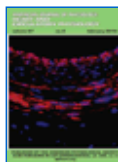
[▶HOME](#)

S. M. Caples, A. S. Gami, and V. K. Somers

**Obstructive Sleep Apnea**

Ann Intern Med, February 1, 2005; 142(3): 187 - 197.

[\[Full Text\]](#) [\[PDF\]](#)



### Am. J. Physiol: Heart and Circulatory Physiology

[▶HOME](#)

M. Buchheit, C. Simon, F. Piquard, J. Ehrhart, and G. Brandenberger

**Effects of increased training load on vagal-related indexes of heart rate variability: a novel sleep approach**

Am J Physiol **Heart** Circ Physiol, December 1, 2004; 287(6): H2813 - H2818.

[\[Abstract\]](#) [\[Full Text\]](#) [\[PDF\]](#)



### Circulation

[▶HOME](#)

N. H.M. Kupper, G. Willemsen, M. van den Berg, D. de Boer, D. Posthuma, D. I. Boomsma, and E. J.C. de Geus

**Heritability of Ambulatory Heart Rate Variability**

Circulation, November 2, 2004; 110(18): 2792 - 2796.

[\[Abstract\]](#) [\[Full Text\]](#) [\[PDF\]](#)



## Neurology

[▶HOME](#)

A. M. Makikallio, T. H. Makikallio, J. T. Korpelainen, K. A. Sotaniemi, H. V. Huikuri, and V. V. Myllyla

### **Heart rate dynamics predict poststroke mortality**

Neurology, May 25, 2004; 62(10): 1822 - 1826.

[\[Abstract\]](#) [\[Full Text\]](#) [\[PDF\]](#)



## PSYCHOSOMATIC MEDICINE

[▶HOME](#)

L. S. Kinder, M. R. Carnethon, L. P. Palaniappan, A. C. King, and S. P. Fortmann

### **Depression and the Metabolic Syndrome in Young Adults: Findings From the Third National Health and Nutrition Examination Survey**

Psychosom Med, May 1, 2004; 66(3): 316 - 322.

[\[Abstract\]](#) [\[Full Text\]](#) [\[PDF\]](#)



## American Journal of EPIDEMIOLOGY

[▶HOME](#)

D. Liao, Y. Duan, E. A. Whitsel, Z.-j. Zheng, G. Heiss, V. M. Chinchilli, and H.-M. Lin

### **Association of Higher Levels of Ambient Criteria Pollutants with Impaired Cardiac Autonomic Control: A Population-based Study**

Am. J. Epidemiol., April 15, 2004; 159(8): 768 - 777.

[\[Abstract\]](#) [\[Full Text\]](#) [\[PDF\]](#)



## European Heart Journal

[▶HOME](#)

A. Sajadieh, O. W. Nielsen, V. Rasmussen, H. O. Hein, S. Abedini, and J. F. Hansen

### **Increased heart rate and reduced heart-rate variability are associated with subclinical inflammation in middle-aged and elderly subjects with no apparent heart disease**

Eur. Heart J., March 1, 2004; 25(5): 363 - 370.

[\[Abstract\]](#) [\[Full Text\]](#) [\[PDF\]](#)



## Diabetes Care

[▶HOME](#)

C. S. Fox, L. Sullivan, R. B. D'Agostino Sr, and P. W.F. Wilson

### **The Significant Effect of Diabetes Duration on Coronary Heart Disease Mortality: The Framingham Heart Study**

Diabetes Care, March 1, 2004; 27(3): 704 - 708.

[\[Abstract\]](#) [\[Full Text\]](#) [\[PDF\]](#)



## British Journal of SPORTS MEDICINE

[▶HOME](#)

R J Winsley, N Armstrong, K Bywater, and S G Fawkner

### **Reliability of heart rate variability measures at rest and during light exercise in children**

Br. J. Sports Med., December 1, 2003; 37(6): 550 - 552.

[\[Abstract\]](#) [\[Full Text\]](#) [\[PDF\]](#)

**European Heart Journal****HOME**

R. Krittayaphong, G. Veerakul, K. Nademanee, and C. Kangkagate  
**Heart rate variability in patients with Brugada syndrome in Thailand**

Eur. Heart J., October 1, 2003; 24(19): 1771 - 1778.

[\[Abstract\]](#) [\[Full Text\]](#) [\[PDF\]](#)

**Journal of Applied Physiology****HOME**

K.-i. Iwasaki, R. Zhang, J. H. Zuckerman, and B. D. Levine  
**Dose-response relationship of the cardiovascular adaptation to endurance training in healthy adults: how much training for what benefit?**

J Appl Physiol, October 1, 2003; 95(4): 1575 - 1583.

[\[Abstract\]](#) [\[Full Text\]](#) [\[PDF\]](#)

**American Journal of EPIDEMIOLOGY****HOME**

N. Hakansson, P. Gustavsson, A. Sastre, and B. Floderus  
**Occupational Exposure to Extremely Low Frequency Magnetic Fields and Mortality from Cardiovascular Disease**

Am. J. Epidemiol., September 15, 2003; 158(6): 534 - 542.

[\[Abstract\]](#) [\[Full Text\]](#) [\[PDF\]](#)

**PSYCHOSOMATIC MEDICINE****HOME**

R. Virtanen, A. Jula, J. K. Salminen, L.-M. Voipio-Pulkki, H. Helenius, T. Kuusela, and J. Airaksinen

**Anxiety and Hostility Are Associated With Reduced Baroreflex Sensitivity and Increased Beat-to-Beat Blood Pressure Variability**

Psychosom Med, September 1, 2003; 65(5): 751 - 756.

[\[Abstract\]](#) [\[Full Text\]](#) [\[PDF\]](#)

**American Journal of EPIDEMIOLOGY****HOME**

K. L. Rennie, H. Hemingway, M. Kumari, E. Brunner, M. Malik, and M. Marmot

**Effects of Moderate and Vigorous Physical Activity on Heart Rate Variability in a British Study of Civil Servants**

Am. J. Epidemiol., July 15, 2003; 158(2): 135 - 143.

[\[Abstract\]](#) [\[Full Text\]](#) [\[PDF\]](#)

**Circulation****HOME**

M. R. Carnethon, S. H. Golden, A. R. Folsom, W. Haskell, and D. Liao  
**Prospective Investigation of Autonomic Nervous System Function and the Development of Type 2 Diabetes: The Atherosclerosis Risk In Communities Study, 1987-1998**

Circulation, May 6, 2003; 107(17): 2190 - 2195.

[\[Abstract\]](#) [\[Full Text\]](#) [\[PDF\]](#)

**European Respiratory Journal****HOME**



R.B. Devlin, A.J. Ghio, H. Kehrl, G. Sanders, and W. Cascio  
**Elderly humans exposed to concentrated air pollution particles have decreased heart rate variability**  
 Eur. Respir. J., May 1, 2003; 21(40\_suppl): 76S - 80s.  
[\[Abstract\]](#) [\[Full Text\]](#) [\[PDF\]](#)

**Circulation****HOME**

E. G. Lakatta and D. Levy  
**Arterial and Cardiac Aging: Major Shareholders in Cardiovascular Disease Enterprises: Part II: The Aging Heart in Health: Links to Heart Disease**  
 Circulation, January 21, 2003; 107(2): 346 - 354.  
[\[Full Text\]](#) [\[PDF\]](#)

**PSYCHOSOMATIC MEDICINE****HOME**

A. R. Schwartz, W. Gerin, K. W. Davidson, T. G. Pickering, J. F. Brosschot, J. F. Thayer, N. Christenfeld, and W. Linden  
**Toward a Causal Model of Cardiovascular Responses to Stress and the Development of Cardiovascular Disease**  
 Psychosom Med, January 1, 2003; 65(1): 22 - 35.  
[\[Abstract\]](#) [\[Full Text\]](#) [\[PDF\]](#)

**diabetes****HOME**

D. Liao, M. Carnethon, G. W. Evans, W. E. Cascio, and G. Heiss  
**Lower Heart Rate Variability Is Associated With the Development of Coronary Heart Disease in Individuals With Diabetes: The Atherosclerosis Risk in Communities (ARIC) Study**  
 Diabetes, December 1, 2002; 51(12): 3524 - 3531.  
[\[Abstract\]](#) [\[Full Text\]](#) [\[PDF\]](#)

**American Journal of EPIDEMIOLOGY****HOME**

J. Sahl, G. Mezei, R. Kavet, A. McMillan, A. Silvers, A. Sastre, and L. Kheifets  
**Occupational Magnetic Field Exposure and Cardiovascular Mortality in a Cohort of Electric Utility Workers**  
 Am. J. Epidemiol., November 15, 2002; 156(10): 913 - 918.  
[\[Abstract\]](#) [\[Full Text\]](#) [\[PDF\]](#)

**American Journal of EPIDEMIOLOGY****HOME**

C. Johansen, M. Feychting, M. Moller, P. Arnsbo, A. Ahlbom, and J. H. Olsen  
**Risk of Severe Cardiac Arrhythmia in Male Utility Workers: A Nationwide Danish Cohort Study**  
 Am. J. Epidemiol., November 1, 2002; 156(9): 857 - 861.  
[\[Abstract\]](#) [\[Full Text\]](#) [\[PDF\]](#)

**HEART ONLINE and EDUCATION IN HEART****HOME**

J E Mietus, C-K Peng, I Henry, R L Goldsmith, and A L Goldberger

**The pNNx files: re-examining a widely used heart rate variability measure****Heart**, October 1, 2002; 88(4): 378 - 380.[\[Abstract\]](#) [\[Full Text\]](#) [\[PDF\]](#)

J. Davies and A. Struthers

**Review: The potential benefits of aldosterone antagonism in Type 2 diabetes mellitus**

Journal of Renin-Angiotensin-Aldosterone System, September 1, 2002; 3 (3): 150 - 155.

[\[Abstract\]](#) [\[PDF\]](#)American Journal of **EPIDEMIOLOGY**

M. R. Carnethon, D. Liao, G. W. Evans, W. E. Cascio, L. E. Chambless, W. D. Rosamond, and G. Heiss

**Does the Cardiac Autonomic Response to Postural Change Predict Incident Coronary Heart Disease and Mortality? : The Atherosclerosis Risk in Communities Study**

Am. J. Epidemiol., January 1, 2002; 155(1): 48 - 56.

[\[Abstract\]](#) [\[Full Text\]](#) [\[PDF\]](#)**Mayo Clinic Proceedings**

B. M. Curtis and J. H. O'Keefe Jr

**Autonomic Tone as a Cardiovascular Risk Factor: The Dangers of Chronic Fight or Flight**

Mayo Clin. Proc., January 1, 2002; 77(1): 45 - 54.

[\[Abstract\]](#) [\[PDF\]](#)The **NEW ENGLAND JOURNAL** of **MEDICINE**

H. V. Huikuri, A. Castellanos, and R. J. Myerburg

**Sudden Death Due to Cardiac Arrhythmias**

N. Engl. J. Med., November 15, 2001; 345(20): 1473 - 1482.

[\[Full Text\]](#) [\[PDF\]](#)**OCCUPATIONAL AND ENVIRONMENTAL MEDICINE**

L G P M van Amelsvoort, E G Schouten, A C Maan, C A Swenne, and F J Kok

**Changes in frequency of premature complexes and heart rate variability related to shift work**

Occup. Environ. Med., October 1, 2001; 58(10): 678 - 681.

[\[Abstract\]](#) [\[Full Text\]](#) [\[PDF\]](#)**Diabetes Care**

H. M. Colhoun, D. P. Francis, M. B. Rubens, S. R. Underwood, and J. H. Fuller

**The Association of Heart-Rate Variability With Cardiovascular Risk Factors and Coronary Artery Calcification: A study in type 1**

**diabetic patients and the general population**

Diabetes Care, June 1, 2001; 24(6): 1108 - 1114.

[\[Abstract\]](#) [\[Full Text\]](#)**PSYCHOSOMATIC MEDICINE****▶HOME**

R. P. Sloan, E. Bagiella, P. A. Shapiro, J. P. Kuhl, D. Chernikhova, J. Berg, and M. M. Myers

**Hostility, Gender, and Cardiac Autonomic Control**

Psychosom Med, May 1, 2001; 63(3): 434 - 440.

[\[Abstract\]](#) [\[Full Text\]](#) [\[PDF\]](#)**Journal of the American College of Cardiology****▶HOME**

T. H. Makikallio, H. V. Huikuri, A. Makikallio, L. B. Sourander, R. D. Mitrani, A. Castellanos, and R. J. Myerburg

**Prediction of sudden cardiac death by fractal analysis of heart rate variability in elderly subjects**

J. Am. Coll. Cardiol., April 1, 2001; 37(5): 1395 - 1402.

[\[Abstract\]](#) [\[Full Text\]](#) [\[PDF\]](#)**Hypertension****▶HOME**

O. Baltatu, B. J. Janssen, G. Bricca, R. Plehm, J. Monti, D. Ganten, and M. Bader

**Alterations in Blood Pressure and Heart Rate Variability in Transgenic Rats With Low Brain Angiotensinogen**

Hypertension, February 1, 2001; 37(2): 408 - 413.

[\[Abstract\]](#) [\[Full Text\]](#) [\[PDF\]](#)**European Heart Journal****▶HOME**

M. Kornitzer

**Predictive value of electrocardiographic markers for autonomic nervous system dysfunction in healthy populations: more studies needed**

Eur. Heart J., January 2, 2001; 22(2): 109 - 112.

[\[PDF\]](#)**The Journal of Gerontology Series A: Biomedical Sciences and Medical Sciences****▶HOME**

H. Tasaki, T. Serita, A. Irita, O. Hano, I. Iliev, C. Ueyama, K. Kitano, S. Seto, M. Hayano, and K. Yano

**A 15-Year Longitudinal Follow-Up Study of Heart Rate and Heart Rate Variability in Healthy Elderly Persons**

J Gerontol A Biol Sci Med Sci, December 1, 2000; 55(12): M744 - M749.

[\[Abstract\]](#) [\[Full Text\]](#) [\[PDF\]](#)**Journal of Applied Physiology****▶HOME**

A. Loimaala, H. Huikuri, P. Oja, M. Pasanen, and I. Vuori

**Controlled 5-mo aerobic training improves heart rate but not heart rate variability or baroreflex sensitivity**

J Appl Physiol, November 1, 2000; 89(5): 1825 - 1829.

[\[Abstract\]](#) [\[Full Text\]](#) [\[PDF\]](#)



## Hypertension

[▶ HOME](#)

M. Kikuya, A. Hozawa, T. Ohokubo, I. Tsuji, M. Michimata, M. Matsubara, M. Ota, K. Nagai, T. Araki, H. Satoh, *et al.*

### Prognostic Significance of Blood Pressure and Heart Rate Variabilities : The Ohasama Study

Hypertension, November 1, 2000; 36(5): 901 - 906.

[\[Abstract\]](#) [\[Full Text\]](#) [\[PDF\]](#)



## Circulation

[▶ HOME](#)

J. M. Dekker, R. S. Crow, A. R. Folsom, P. J. Hannan, D. Liao, C. A. Swenne, and E. G. Schouten

### Low Heart Rate Variability in a 2-Minute Rhythm Strip Predicts Risk of Coronary Heart Disease and Mortality From Several Causes : The ARIC Study

Circulation, September 12, 2000; 102(11): 1239 - 1244.

[\[Abstract\]](#) [\[Full Text\]](#) [\[PDF\]](#)

#### *This Article*

- ▶ [Abstract](#) **FREE**
- ▶ [Alert me when this article is cited](#)
- ▶ [Alert me if a correction is posted](#)
- ▶ [Citation Map](#)

#### *Services*

- ▶ [Email this article to a friend](#)
- ▶ [Similar articles in this journal](#)
- ▶ [Similar articles in PubMed](#)
- ▶ [Alert me to new issues of the journal](#)
- ▶ [Download to citation manager](#)
- ▶ [Request Permissions](#)

#### *Citing Articles*

- ▶ [Citing Articles via HighWire](#)
- ▶ [Citing Articles via Google Scholar](#)

#### *Google Scholar*

- ▶ [Articles by Tsuji, H.](#)
- ▶ [Articles by Levy, D.](#)
- ▶ [Search for Related Content](#)

#### *PubMed*

- ▶ [PubMed Citation](#)
- ▶ [Articles by Tsuji, H.](#)
- ▶ [Articles by Levy, D.](#)